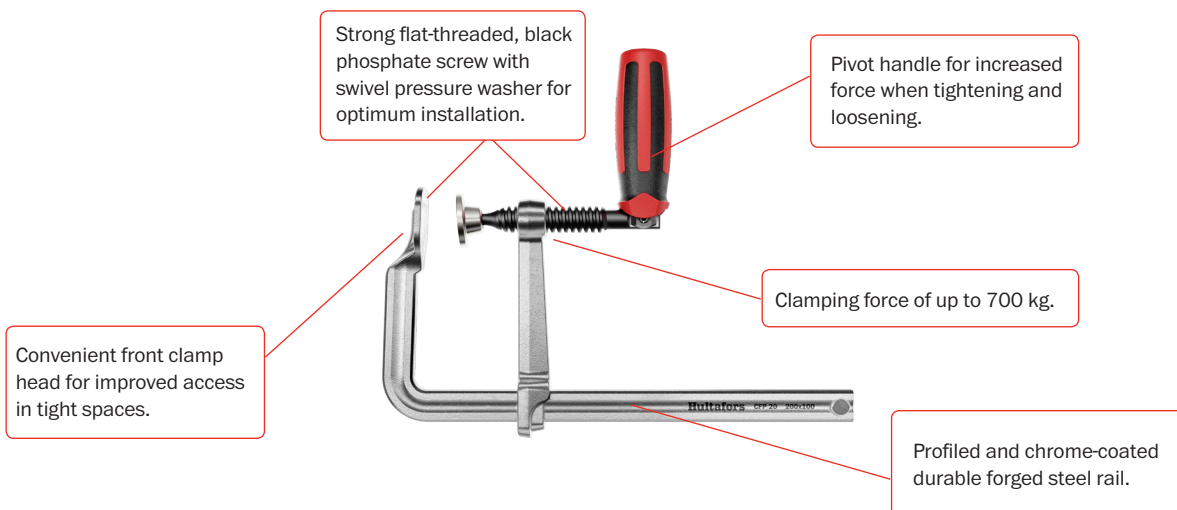


## RELIABLE SCREW CLAMPS HULTAFORS LAUNCHES CFP/CF/CM

Sturdy and neat clamps with a good grip for easy use with substantial clamping force. Hultafors' new series of screw clamps have been developed to simplify the work of professional craftsmen. The powerful CM model is made from impact resistant malleable castings. The rail is grooved on both sides to minimise the risk of the leg sliding when the clamp is being attached. The CFP screw clamp with its chrome coated forged rail has a pivoting handle to provide greater force when tightening and loosening.


### SCREW CLAMP CFP WITH PIVOTING HANDLE







### SCREW CLAMP CFP, pivoted handle

Steel rail forged in one piece, profiled, nickel and chrome plated. Pivoting handle for increased clamping pressure. Slim front anvil for increased access in narrow places. Strong flat threaded, black phosphate screw with tilted pressure plate.

- Pivoting handle for increased clamping pressure.
- Slim front anvil for increased access in narrow places
- Tilted pressure plate
- Clamping force up to 700kg.




Ref.No.	Model	Clamping cap.	Throat depth	Rail Dim.	Weight	Qty/pack	EAN
522203	CFP 20	200 mm	100 mm	19,5 x 9,5 mm	1.05 kg	2	 7 317845 222010
522253	CFP 25	250 mm	120 mm	22 x 10,5 mm	1.40 kg	2	 7 317845 222515
522303	CFP 30	300 mm	140 mm	25 x 12 mm	1.95 kg	2	 7 317845 223017
522403	CFP 40	400 mm	175 mm	27 x 13 mm	2.60 kg	2	 7 317845 224014

## SCREW CLAMP CF

Steel rail forged in one piece, profiled, nickel and chrome plated with wooden handle. Slim front anvil for increased access in narrow places. Strong flat threaded, black dyeing screw with tilted pressure plate.

- Slim front anvil for increased access in narrow places
- Tilted pressure plate
- Clamping force up to 670kg



Ref.No.	Model	Clamping cap.	Throat depth	Rail Dim.	Weight	Qty/pack	
523103	CF 10	100 mm	50 mm	11,5 x5,7 mm	0.20 kg	2	 7 317845 231012
523123	CF 12	120 mm	60 mm	13,5 x6,5 mm	0.30 kg	2	 7 317845 231210
523163	CF 16	160 mm	80 mm	16 x7,5 mm	0.50 kg	2	 7 317845 231616
523203	CF 20	200 mm	100 mm	19,5 x9,5 mm	0.90 kg	2	 7 317845 232019
523253	CF 25	250 mm	120 mm	22 x10,5 mm	1.30 kg	2	 7 317845 232514
523303	CF 30	300 mm	140 mm	25 x 12 mm	1.90 kg	2	 7 317845 233016
523403	CF 40	400 mm	120 mm	22 x10,5 mm	1.50 kg	2	 7 317845 234013
523503	CF 50	500 mm	120 mm	22 x 10,5 mm	1.70 kg	2	 7 317845 235010

## SCREW CLAMP CM

A strong clamp with jaws of impact resistant malleable castings and a wooden handle. Profiled rail of nickel and chrome plated steel with grooves on both sides to prevent the slider from slipping at fixation. Strong flat threaded, black dyeing screw with tilted pressure plate and plastic protective caps.

- Profiled and ribbed steel rail
- Anvil with plastic protection caps
- Tilted pressure plate
- Jaw with support foot
- Clamping force up to 500 kg



Ref.No.	Model	Clamping cap.	Throat depth	Rail Dim.	Weight	Qty/pack	EAN
524123	CM 12-6	120 mm	60 mm	20 x5 mm	0.45 kg	2	 7 317845 241219
524163	CM 16-8	160 mm	80 mm	25 x 6 mm	0.75 kg	2	 7 317845 241615
524203	CM 20-10	200 mm	100 mm	27 x 7 mm	1.15 kg	2	 7 317845 242018
524253	CM 25-8	250 mm	80 mm	25 x 6mm	0.85 kg	2	 7 317845 242513
524263	CM 25-12	250 mm	120 mm	29 x 9 mm	1.50 kg	2	 7 317845 242612
524303	CM 30-12	300 mm	120 mm	29 x 9 mm	1.60 kg	2	 7 317845 243015
524313	CM 30-14	300 mm	140 mm	32 x 10 mm	2.05 kg	2	 7 317845 243114
524403	CM 40-14	400 mm	140 mm	32 x 10 mm	2.25 kg	2	 7 317845 244012
524413	CM 40-17	400 mm	175 mm	32 x 10 mm	2.35 kg	2	 7 317845 244111
524503	CM 50-12	500 mm	120 mm	29 x 9 mm	1.95 kg	2	 7 317845 245019